

# Suction hose PE/C



## Suction hose PE/C

- ✓ Smooth bore conductive hose.
- ✓ Max. vacuum 50 kPa.
- ✓ Temp. range: -40 °C to +60 °C.
- ✓ Conductivity <  $10^6 \Omega/m$

Application areas: Light and flexible extraction hose. Mainly suited for cleaning and where exceptional conductivity for static electricity is required.














## Suction hose PE/C

---





|          |                                   |
|----------|-----------------------------------|
| Standard | Designed for ISO 21904 compliance |
|----------|-----------------------------------|

---

## Models












|   | Item no                 | Max vacuum (kPa) | Diameter (mm) | length (m) | Diameter, hose (mm) | Hose length (m) |
|---|-------------------------|------------------|---------------|------------|---------------------|-----------------|
|    | 40160305                | 50               | 25            | 15         |                     |                 |
|    | 40160311                | 50               | 32            | 5          |                     |                 |
|    | 40160313                | 50               | 32            | 10         |                     |                 |
|    | 40160315                | 50               | 32            | 15         |                     |                 |
|    | 40160321                | 50               | 38            | 5          |                     |                 |
|    | 40160322                | 50               | 38            | 10         |                     |                 |
|    | 40160323                | 50               | 38            | 20         |                     |                 |
|  | 40160331                | 50               | 51            | 5          |                     |                 |
|  | 40160333                | 50               | 51            | 15         |                     |                 |
|  | 40160334                | 50               | 51            | 10         |                     |                 |
|  | 40160335                | 50               | 51            | 30         |                     |                 |
|  | 40160390 <sup>[1]</sup> |                  | 38            | 5          |                     |                 |
|  | 40160400 <sup>[2]</sup> |                  | 50            | 5          |                     |                 |

Models

|   | Item no                 | Max vacuum (kPa) | Diameter (mm) | length (m) | Diameter, hose (mm) | Hose length (m) |
|---|-------------------------|------------------|---------------|------------|---------------------|-----------------|
|  | 43811001 <sup>[3]</sup> | 50               | 38            | 5          |                     |                 |
|  | 43812103 <sup>[2]</sup> | 50               | 51            | 7,5        |                     |                 |
|  | 43812200 <sup>[2]</sup> | 50               | 51            | 10         |                     |                 |
|  | 40375955                |                  |               |            | 63                  | 10              |

<sup>[1]</sup> Couplings included (M40 & F40)  
<sup>[2]</sup> Couplings included Ø 51 mm  
<sup>[3]</sup> Couplings included

## Accessories

|   | Accessory                           | Item no  |
|---|-------------------------------------|----------|
|    | Hose Shelf 30M 115x70               | 40195450 |
|    | Hose Shelf 60M 150x110              | 40195451 |
|    | Hose Shelf 120M 200x160             | 40195452 |
|    | Hose & Add.shelf                    | 40196370 |
|    | Hose clamp 85                       | 40903030 |
|   | Hose clamp 56                       | 40903170 |
|  | Hose clamp 75                       | 40903180 |
|  | Hose clamp 112                      | 40903210 |
|  | Hose clamp 104-112 ABA Robust       | 40903270 |
|  | End sleeve PE d38 antistatic w/male | 43819012 |
|  | End sleeve PE d38 antistatic w/fema | 43819013 |